










PowerSchool Student/Parent Access - Quick Reference Sheet

<p>General Information</p>	<ul style="list-style-type: none"> • Parents need to use Parent login / Students need to use Student login • Grades fluctuate as assignment scores are entered. Please concentrate on assignment scores rather than overall grades in the beginning of a term. • All blue links allow you to access more detailed information. • At the top of the page is the student's name, school information, and some navigation icons. You will see these on every page. • To exit, click on the Logout button in the top right-hand corner.
 <p>Grades and Attendance</p>	<ul style="list-style-type: none"> • This page displays the grades and attendance for the current terms. • Clicking on a grade for a list of assignments. Blue assignments have further info. • Clicking on the teacher's name will e-mail the teacher with the default email client. • Clicking on an absence will show you more information for that absence. • Scroll down for Community Service and Library Information. • Warnings will be displayed on this page for things such as Library fines.
 <p>Grades History</p>	<ul style="list-style-type: none"> • This page displays the term grades for the entire school year. • Clicking on a percentage will show you the list of assignments. Then clicking an assignment name or score will display even more information. • These grades are Stored Grades as printed on Report Cards for current year only. • Cumulative Information for overall averages and GPA are also found here.
 <p>Attendance History</p>	<ul style="list-style-type: none"> • This page displays the attendance for a term. • At the top there is a summary of all accumulated codes and attendance points. • Dots indicate the class was not in session and blanks indicate the student was present. Otherwise an attendance code will appear for the date.
 <p>Email Notification</p>	<ul style="list-style-type: none"> • This page will display email settings for Parent logins ONLY. • You may choose any/all of four information emails for Daily, Weekly, Bi-weekly, or Monthly frequency. • Your registered family email address(es) is(are) listed, but can only be edited in the Edit Information Section.
 <p>Edit Information</p>	<ul style="list-style-type: none"> • This page will be displayed for Parent logins ONLY. • Demographic information is shown and changes in some fields can be submitted. • Some fields can only be changed by calling the Registrar's office. • Changes are not effective until administrative personnel have verified them.
 <p>Teacher Comments</p>	<ul style="list-style-type: none"> • This page will display any current comments entered by the teachers. • The teacher names are linked to teacher email addresses. • Click web link to arrive at teacher's web site. • Comments will be displayed near reporting times.
 <p>School Bulletin</p>	<ul style="list-style-type: none"> • This page will display the daily bulletin for students/parents. • You can click on the dates to read previous bulletins. • Also there is a link to all the different school calendars, 'students' page, 'parents' page and cafeteria menus.
 <p>Class Registration</p>	<ul style="list-style-type: none"> • This allows students to request courses for the next school year. • This page only appears when we activate it, during class enrollment time. • Students may only submit requests one time during each school year.
 <p>My Calendars</p>	<ul style="list-style-type: none"> • This page allows students/parents to subscribe to calendars for classes. • Only calendar programs that support the vcalendar standard can be used. There are setup instructions on this page. • Also there is a link to all of the school calendars.

Terms and Conditions

The following statements provide guidelines for students/parents.

To gain student access to PowerSchool, students must agree (and sign) to the terms and conditions of use. These terms and conditions outlined below can be seen in more detail under the Acceptable Use Policy listed in the agenda and on our website.

A student's access to technological tools may be revoked or suspended for violating any of the policies contained in this document including, but not limited to:

Privacy-Users may not allow others to know their passwords or use their accounts. Users should be careful not to give out personal information such as passwords to anyone. Accessing the accounts of others is prohibited. (even if you use an account of another user who forgets to logout)

Security and Hacking-Attempting to subvert network security, to impair function of the network, or to bypass a restriction set by Information Technology Department personnel is prohibited. Assisting others in violating these rules by either sharing information or passwords is also prohibited.

No Expectation of Privacy-Network users should recognize that the School has the right to access any information stored on or transmitted over the network.

Password

Students/parents will receive a randomly generated password for access to PowerSchool. This password cannot be changed by the student/parent. As stated above, students/parents are to protect their password so that no one else can gain access to their information on PowerSchool. If a student/parent forgets the password, he/she can approach a secretary in the office to learn it again.

Grades/Attendance Questions

For each class, teachers have grading categories. Each category carries a percentage of the final grade, this will be shown when you click on the category code. Please note: To calculate the final grade, students CANNOT, just add up the assignment scores and divide by the total number of assignments (since each category is not an equal percentage of the final grade). Users are directed to the PowerSchool information page on the ASFM web site for more information on calculating grades.

Students/parents may have questions about an assignment or an attendance code after viewing their information on PowerSchool. Students/parents are directed to the teacher if questions arise regarding grades or attendance. Teachers have one week to score and enter assignment grades. Please do not ask questions about an assignment until this period of time has passed.

Agreement

I understand I will sign to receive my password card for access to PowerSchool. This signature indicates I have read and understand the above Terms and Conditions of use.